

Overhead sectional Speed door

ASSA ABLOY OH1042S

ASSA ABLOY

ASSA ABLOY Entrance Systems

The global leader in door opening solutions



Engineered to let your business be busy

ASSA ABLOY OH1042S overhead sectional doors have been designed with a modified control system and reinforced construction to increase speed and benefit your business. Speed improves your working environment, increases safety, reduces energy expenses and more. The ASSA ABLOY OH1042S is engineered to let your business be busy.

The benefits of speed

For businesses with frequently used doors, vehicles of different height, concerns of temperature control, regular door-collisions or an interest in reducing noise and dust – speed provides an invaluable advantage. With an operating speed of one meter per second, the ASSA ABLOY OH1042S not only saves time but gives it back to you.

Energy and economy efficient

Speed gives you control over indoor climate with a faster closing time. It has tight seals for water tightness, wind load and air permeability. More regulation over temperature means less heat loss, less wasted energy, and lower CO₂ emissions.

Concerned with safety, comfort and convenience

When the door's photo-cell light grid detects an obstacle in the door opening, it stops the door immediately, reducing the risk of accidents and injury. Because the door is faster, the risk of collisions with vehicles and loading materials while opening is much lower. The quick operation time prevents unwanted drafts and lowers noise levels to create a better, healthier work environment for employees.

A door to fit your needs

You can customize the ASSA ABLOY OH1042S. Configure track systems, select the color of the door, and choose the shape, number and placement of windows. There are literally thousands of options so you can tailor your door to your unique operation.

Technical Data


Standard size up to (W x H) ¹	5000 x 5000 mm
Panel thickness	42 mm
Windows	optional
Pass-door	not possible
Opening speed	1,0 m/s
Wind load, EN 12424 ²	class 3
Thermal transmittance, EN 12428 ³	
Full panel steel door	1,0 W/(m ² K)
Water penetration, EN 12425 ⁴	class 3
Air permeability, EN 12426 ⁴	class 3

1) Other sizes on request 2) Higher wind load classification on request 3) Door size 5000 x 5000 mm

Dimensional specifications



Panel options

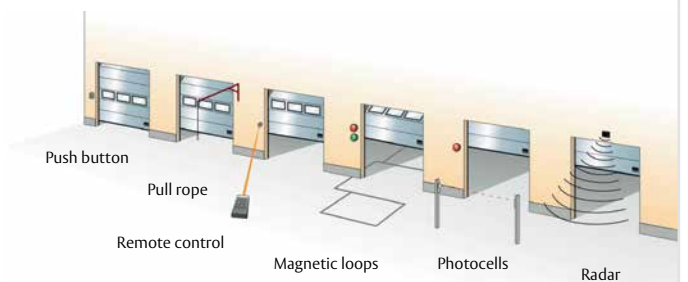
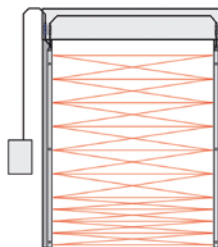


You can customize the OH1042S
Configure track systems, select the color of the door, and choose the shape, number and placement of windows. There are literally thousands of options so you can tailor your door to your unique operation.



Windows
Several variations of windows in different materials with burglar resistant frames are available.

Options access and automation



When the door's photo-cell light grid detects an obstacle in the door opening, it stops the door immediately, reducing the risk of accidents and injury.



Inside

Outside

Complete lock including handle and cylinder for both sides or inside only. Any door equipped with an electrical lock can be remotely locked by means of a switch or via a PC. Lock mode can be monitored.

Standard available outside colours

Steel	 Yellow RAL 1021	 Green RAL 6005	 Grey white RAL 9002	 White Aluminium RAL 9006	 White RAL 9010	
	 Red RAL 3002	 Anthracite grey RAL 7016	 Jet black RAL 9005	 Aluminium grey RAL 9007	 On request	 Other colours
	 Blue RAL 5010	 Chocolate brown RAL 8017				