

# Transrapid K

Permanent curtain tension and counter weight for quiet operation and fast emergency opening



Steel wind-pressure bars with double cam rollers on the side.



PVC translucent with vertical fabric strips for interior use and wind protected exterior use

The door with stable bottom rail, permanent curtain tension and counter weight for fast emergency opening.

The robust curtain with its steel wind-pressure bars, velved in curtain perform a quiet movement and stable support on wind pressure.



**Door size**

Width (CW) max. 5500 mm  
Height (CH) max. 5500 mm

**Control system**

Microprocessor control system TS 971 with CEE-connector

**Speed**

Drive is linked with frequency converter  
Opening speed max. 1,8 m/s  
Closing speed max. 0,8 m/s






**Emergency opening**

Counter weight with pull string  
Optional: Emergency chain

**Curtain**

PVC-coated fabric with window and permanent curtain tension  
Steel wind-pressure bars with double cam rollers on the side

**Curtain colours**

RAL 1018	Zinc yellow	
RAL 2004	Pure orange	
RAL 3002	Carmine red	
RAL 5010	Gentian blue	
RAL 7038	Agate grey	

**Optional**

PVC translucent with vertical fabric strips.  
PVC approx. 3 mm 2 fabric inlets, window and integrated steel wind-pressure bars for wind class 3

**Wind class resistance (EN 12424)**

Class 2